

Pupil and Parent Perception Survey Service
Secondary/Middle Parent Survey - Summer 2010

Views of Parents at Langley School

No. of parents responding **203**

Year group of child		
	Your school	All schools
	%	%
Year 5	0	2
Year 6	2	2
Year 7	10	22
Year 8	9	20
Year 9	21	19
Year 10	20	15
Year 11	18	13
Year 12	12	4
Year 13	6	2
Invalid response	<1	1

** The year group responses for your school are taken exactly as entered in the questionnaires. In some cases a small percentage may show up in year groups beyond those you would expect.*

** Percentages are presented throughout the report. Where the number of respondents is small, figures need to be treated with a degree of caution in order not to misinterpret the findings.*

** Year groups below year 7 have been included so that middle schools could use one parent questionnaire with all of their parents.*



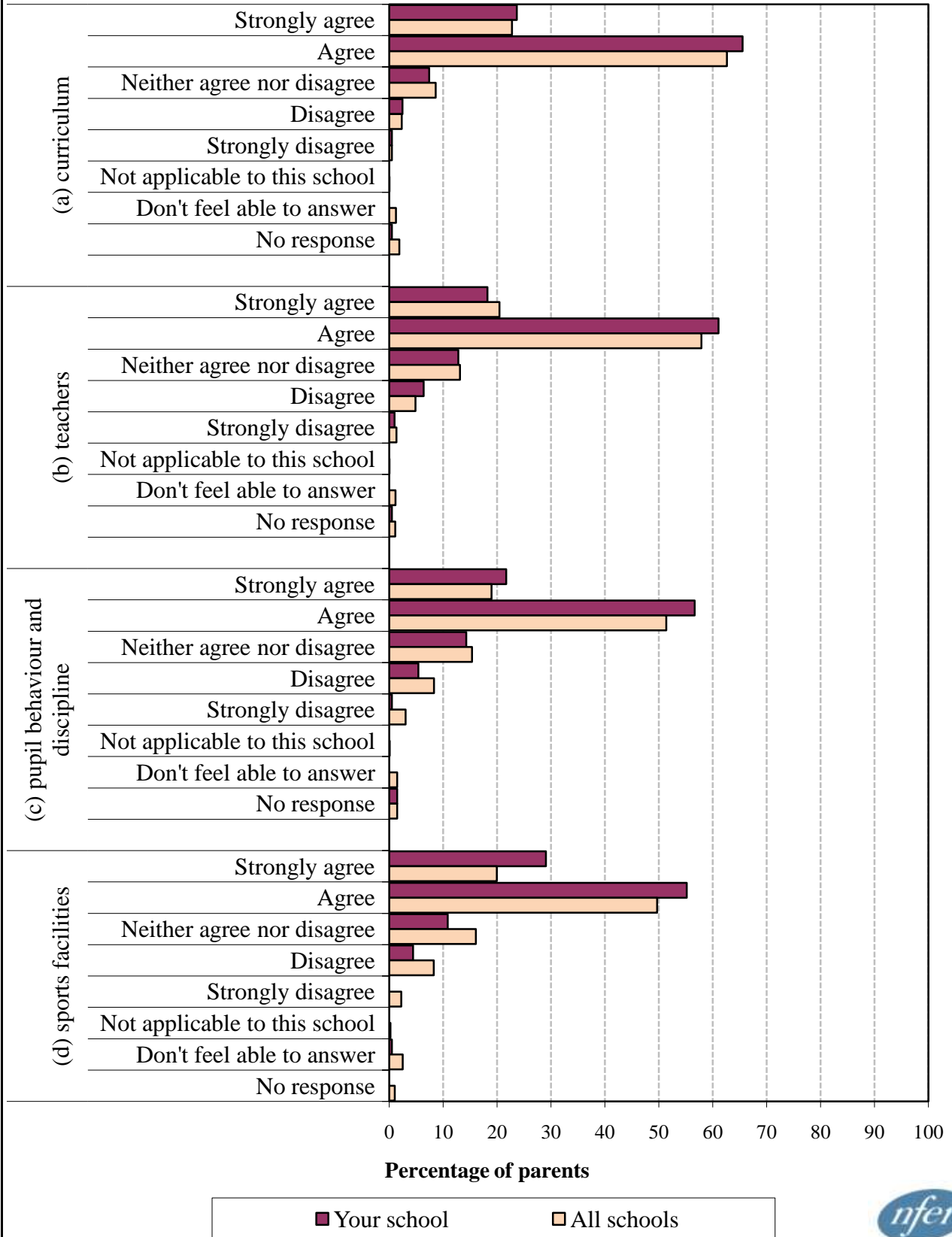
Pupil and Parent Perception Survey Service

Secondary/Middle Parent Survey - Summer 2010

Views of Parents at Langley School

No. of parents responding **203**

Q1. I am satisfied with the school's:



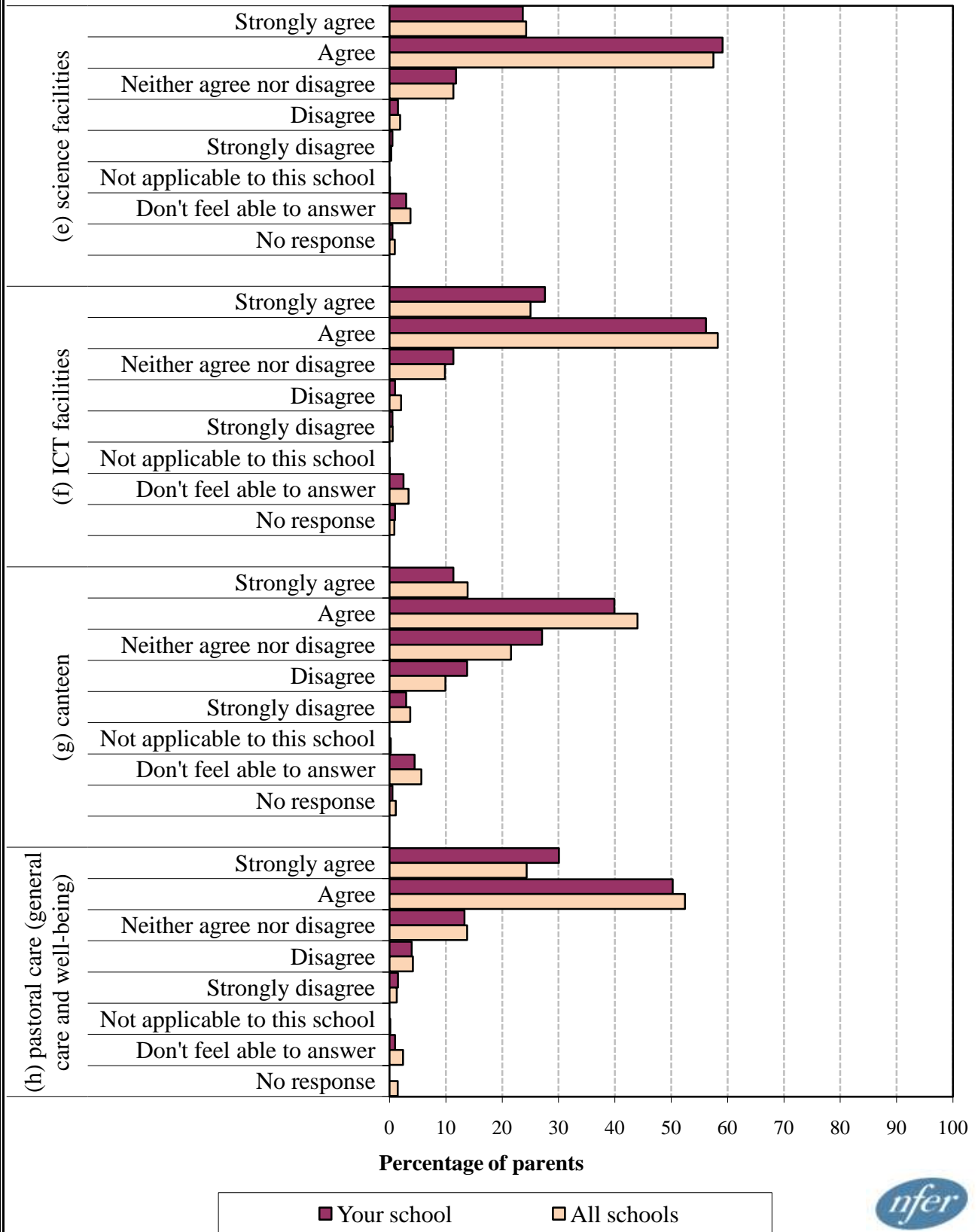
Pupil and Parent Perception Survey Service

Secondary/Middle Parent Survey - Summer 2010

Views of Parents at Langley School

No. of parents responding **203**

Q1. I am satisfied with the school's (cont):

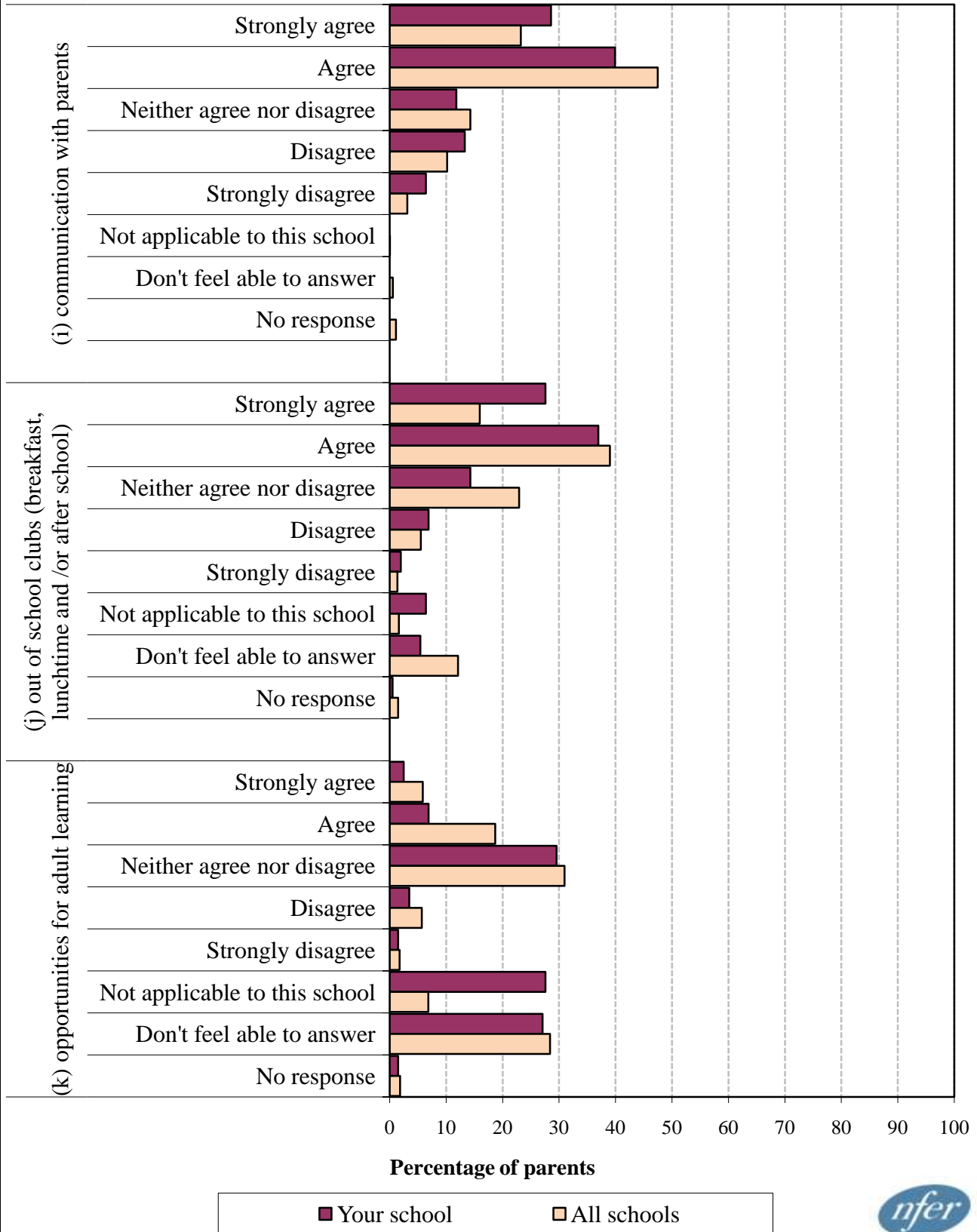


Pupil and Parent Perception Survey Service
Secondary/Middle Parent Survey - Summer 2010

Views of Parents at Langley School

No. of parents responding **203**

Q1. I am satisfied with the school's (cont):

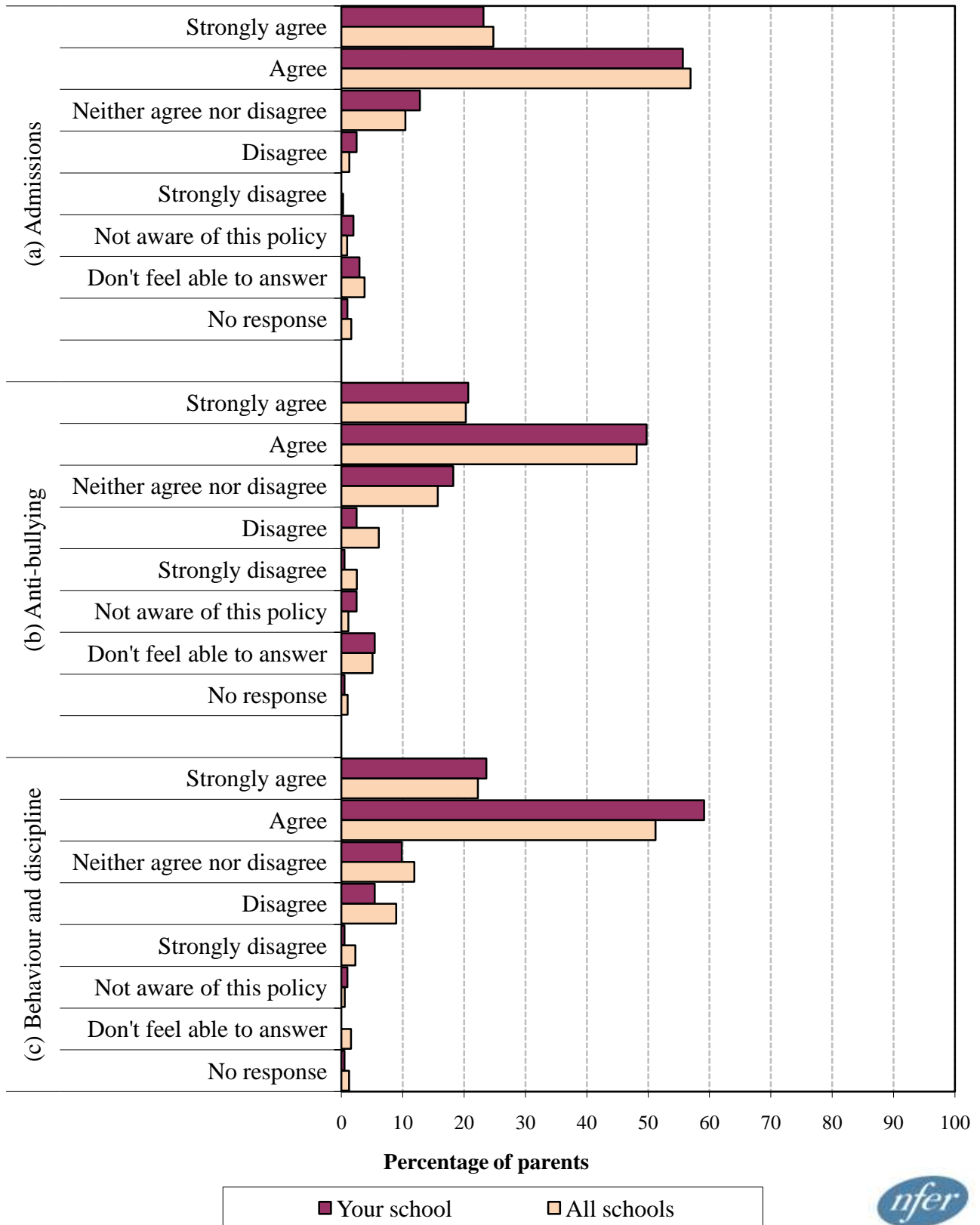


Pupil and Parent Perception Survey Service
Secondary/Middle Parent Survey - Summer 2010

Views of Parents at Langley School

No. of parents responding **203**

Q2. The school's approaches to the following are effective:

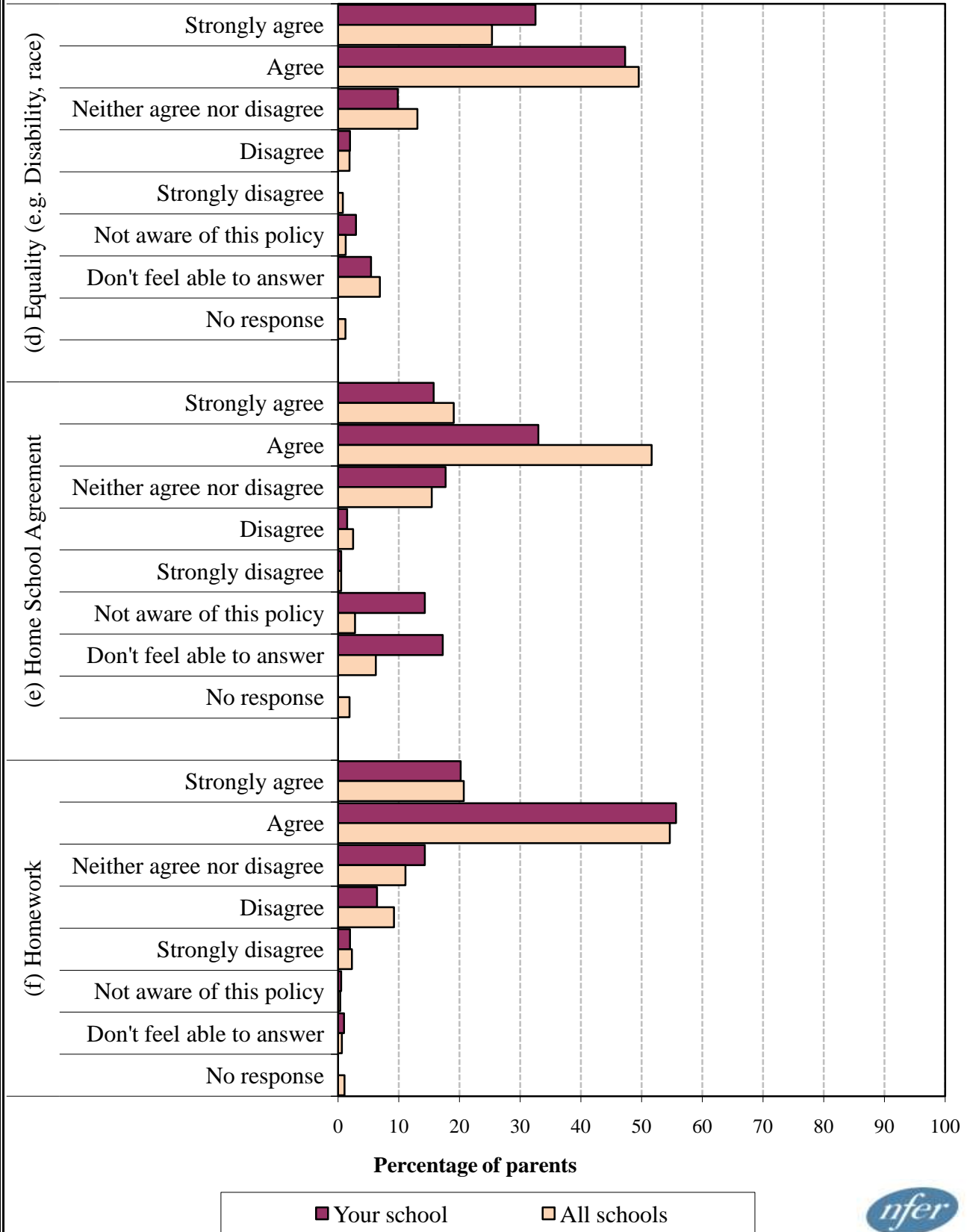


Pupil and Parent Perception Survey Service
Secondary/Middle Parent Survey - Summer 2010

Views of Parents at Langley School

No. of parents responding **203**

Q2. The school's approaches to the following are effective (cont):

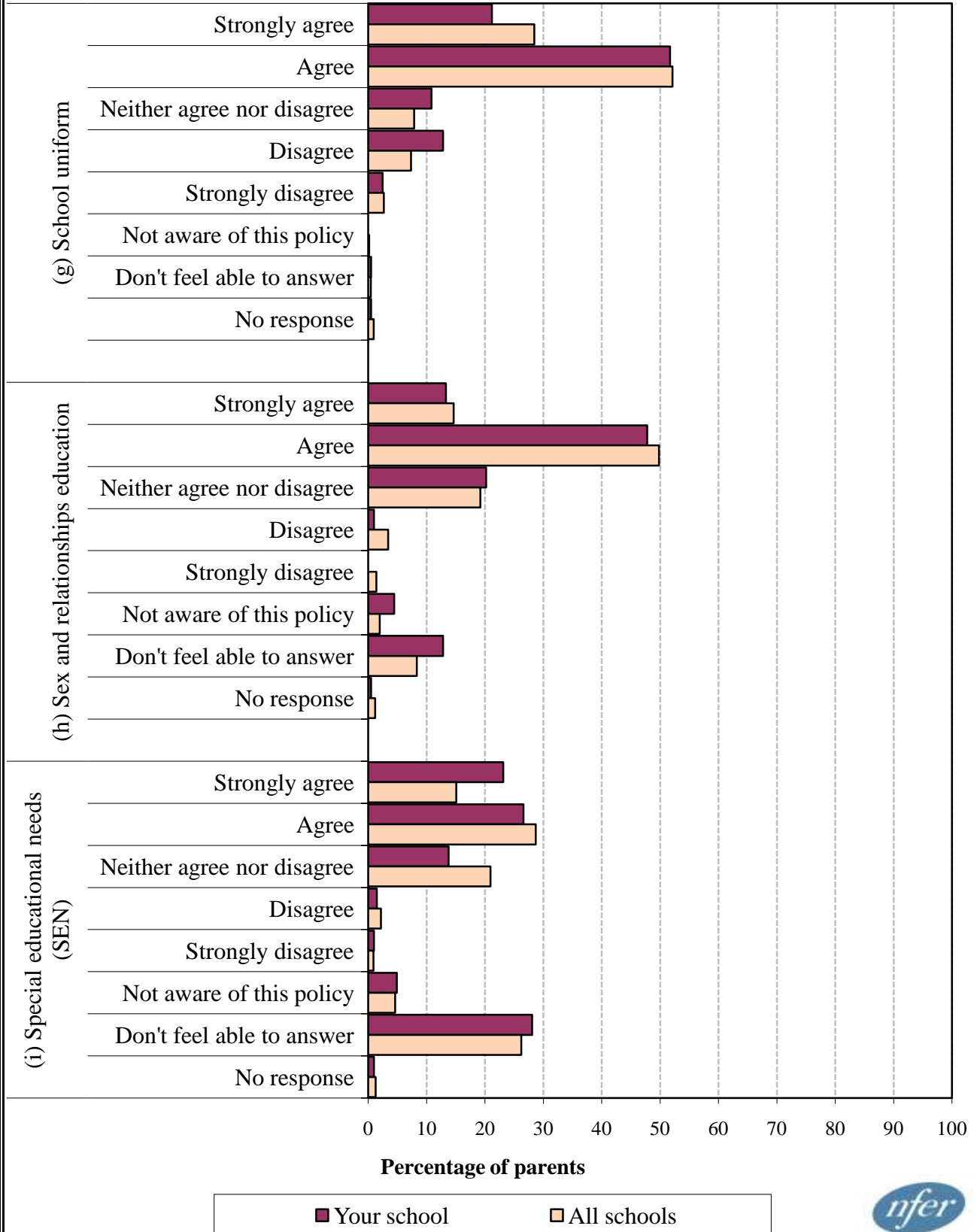


Pupil and Parent Perception Survey Service
Secondary/Middle Parent Survey - Summer 2010

Views of Parents at Langley School

No. of parents responding **203**

Q2. The school's approaches to the following are effective (cont):

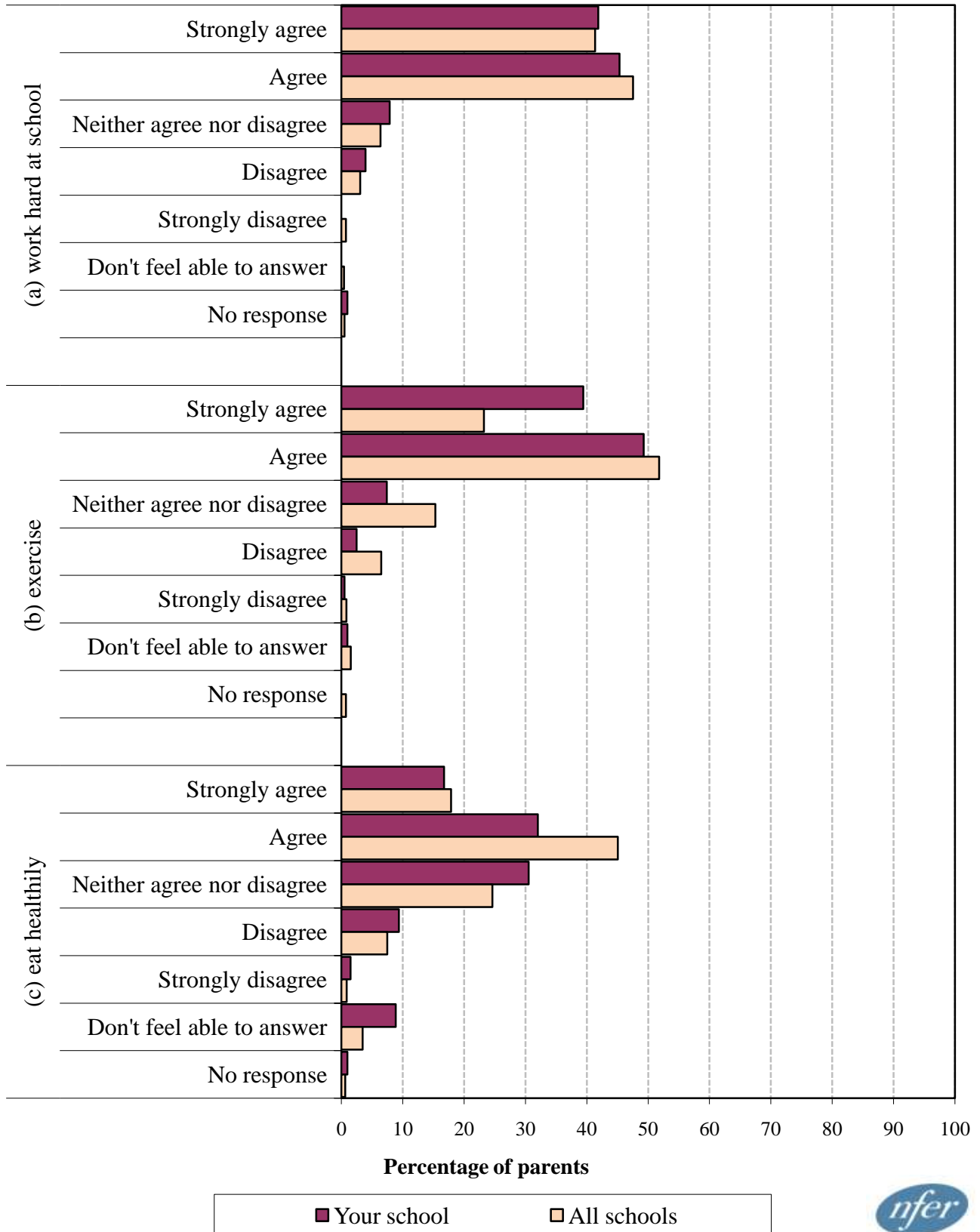


Pupil and Parent Perception Survey Service
Secondary/Middle Parent Survey - Summer 2010

Views of Parents at Langley School

No. of parents responding **203**

Q3. The school encourages my child to:

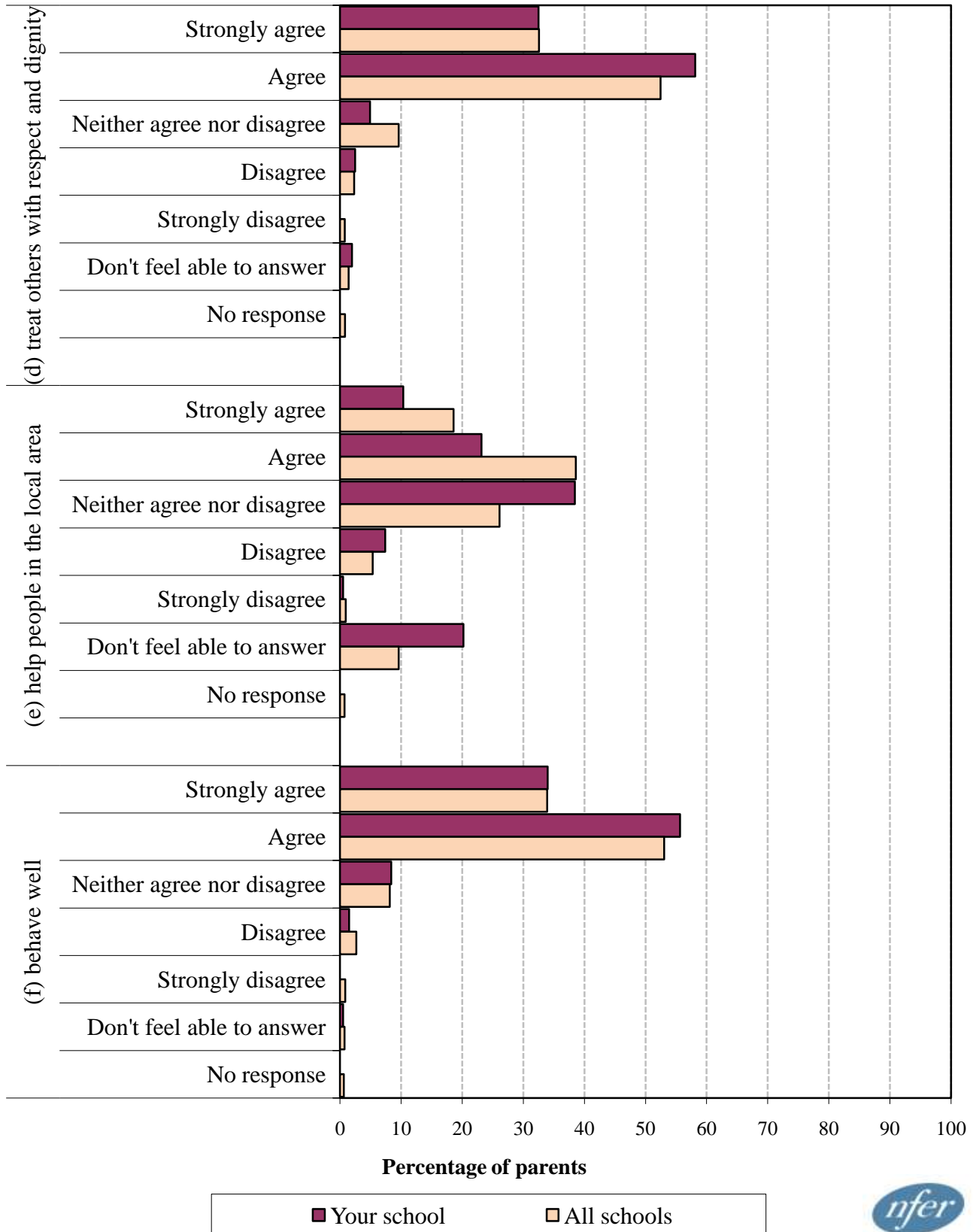


Pupil and Parent Perception Survey Service
Secondary/Middle Parent Survey - Summer 2010

Views of Parents at Langley School

No. of parents responding **203**

Q3. The school encourages my child to:

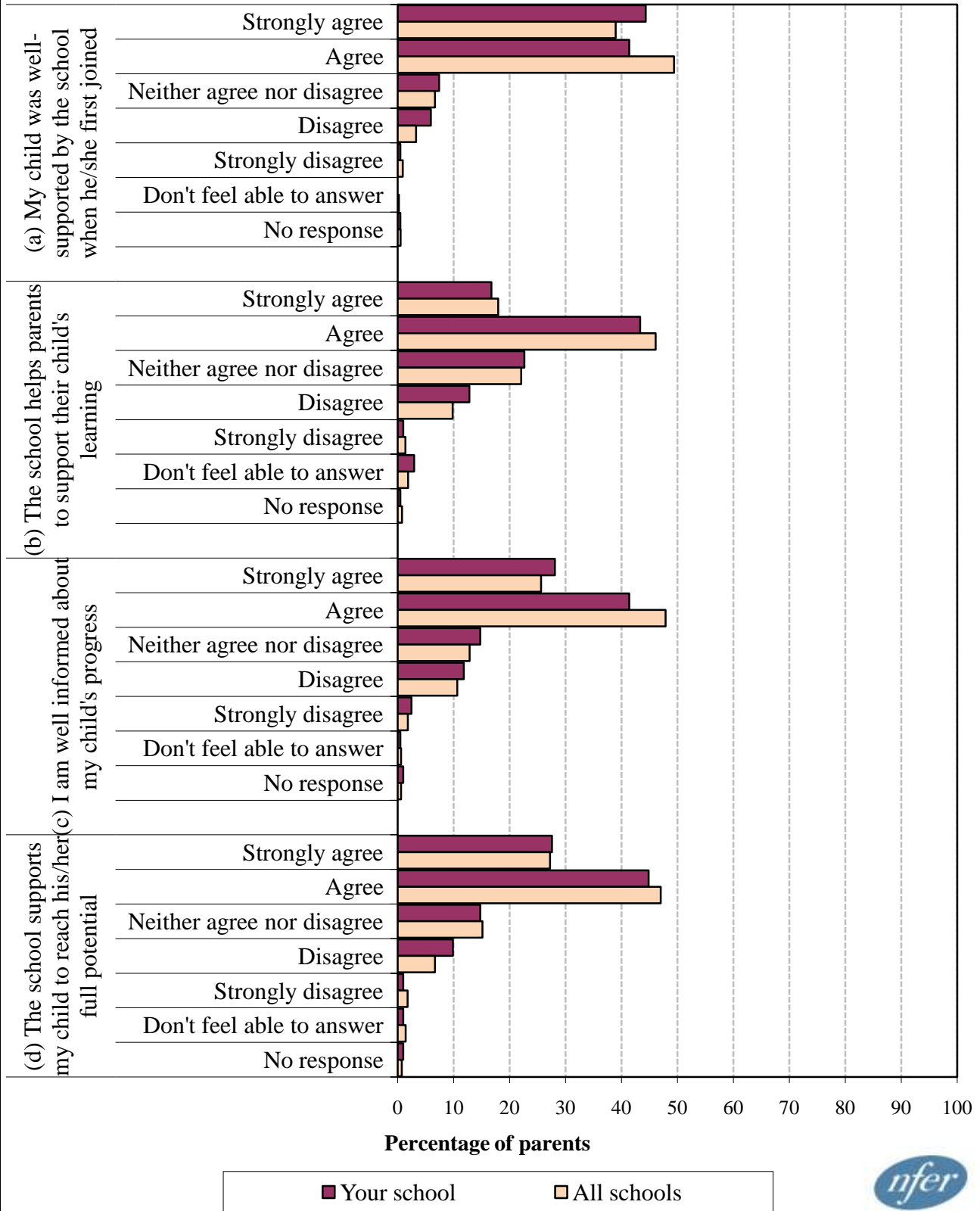


Pupil and Parent Perception Survey Service
Secondary/Middle Parent Survey - Summer 2010

Views of Parents at Langley School

No. of parents responding **203**

Q4. To what extent do you agree with the following statements:

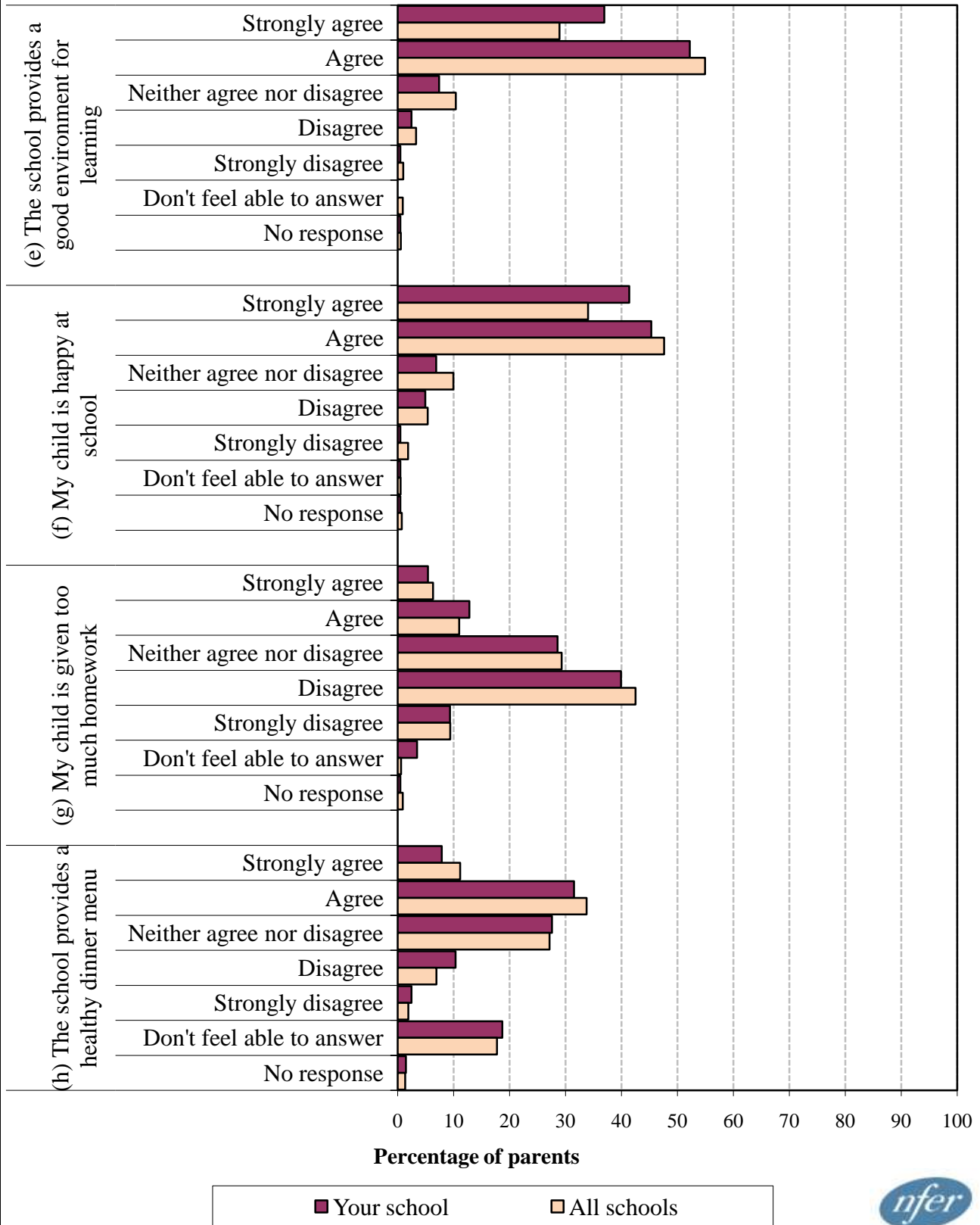


Pupil and Parent Perception Survey Service
Secondary/Middle Parent Survey - Summer 2010

Views of Parents at Langley School

No. of parents responding **203**

Q4. To what extent do you agree with the following statements (cont):



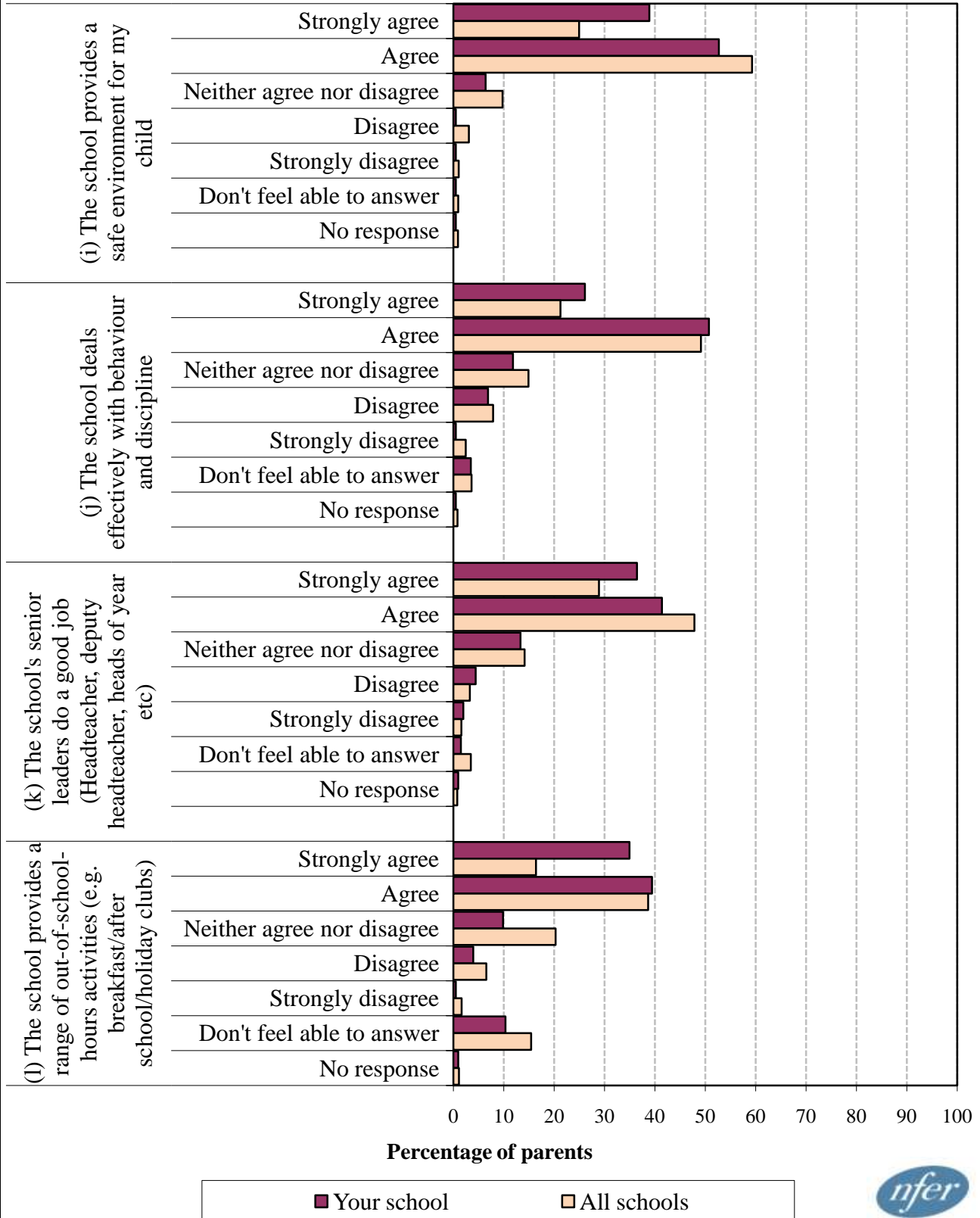
Pupil and Parent Perception Survey Service

Secondary/Middle Parent Survey - Summer 2010

Views of Parents at Langley School

No. of parents responding **203**

Q4. To what extent do you agree with the following statements (cont):



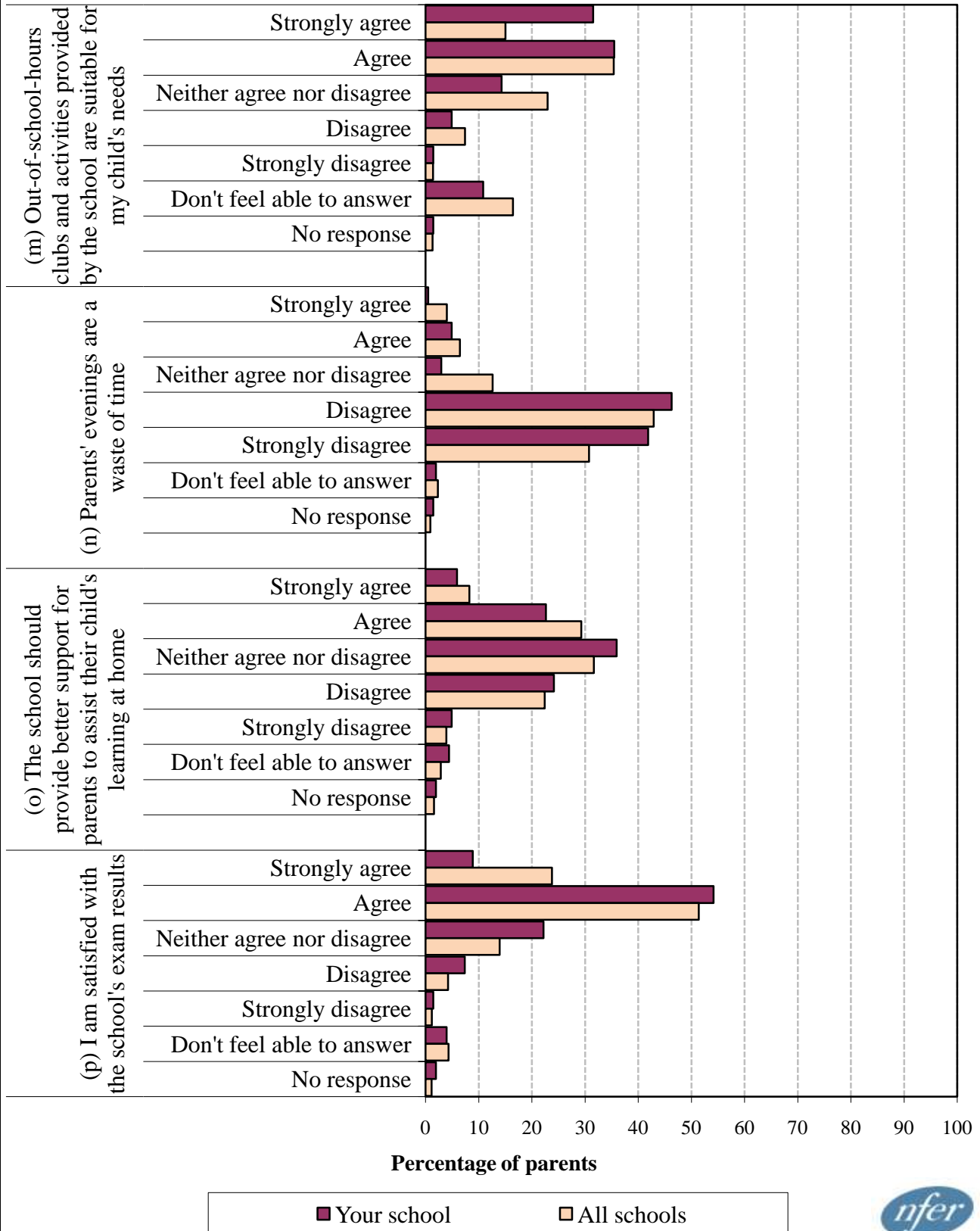
Pupil and Parent Perception Survey Service

Secondary/Middle Parent Survey - Summer 2010

Views of Parents at Langley School

No. of parents responding **203**

Q4. To what extent do you agree with the following statements (cont):

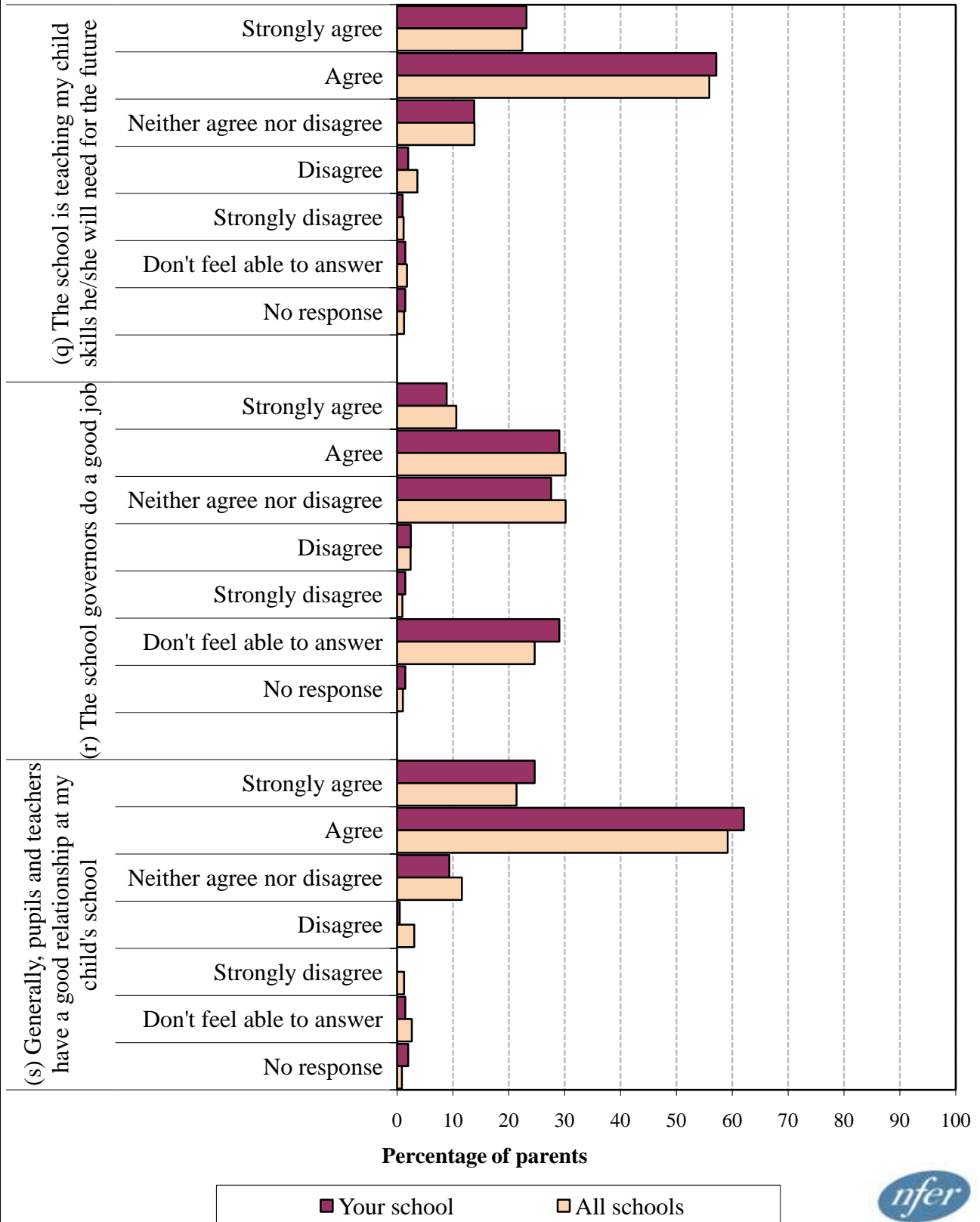


Pupil and Parent Perception Survey Service
Secondary/Middle Parent Survey - Summer 2010

Views of Parents at Langley School

No. of parents responding **203**

Q4. To what extent do you agree with the following statements (cont):

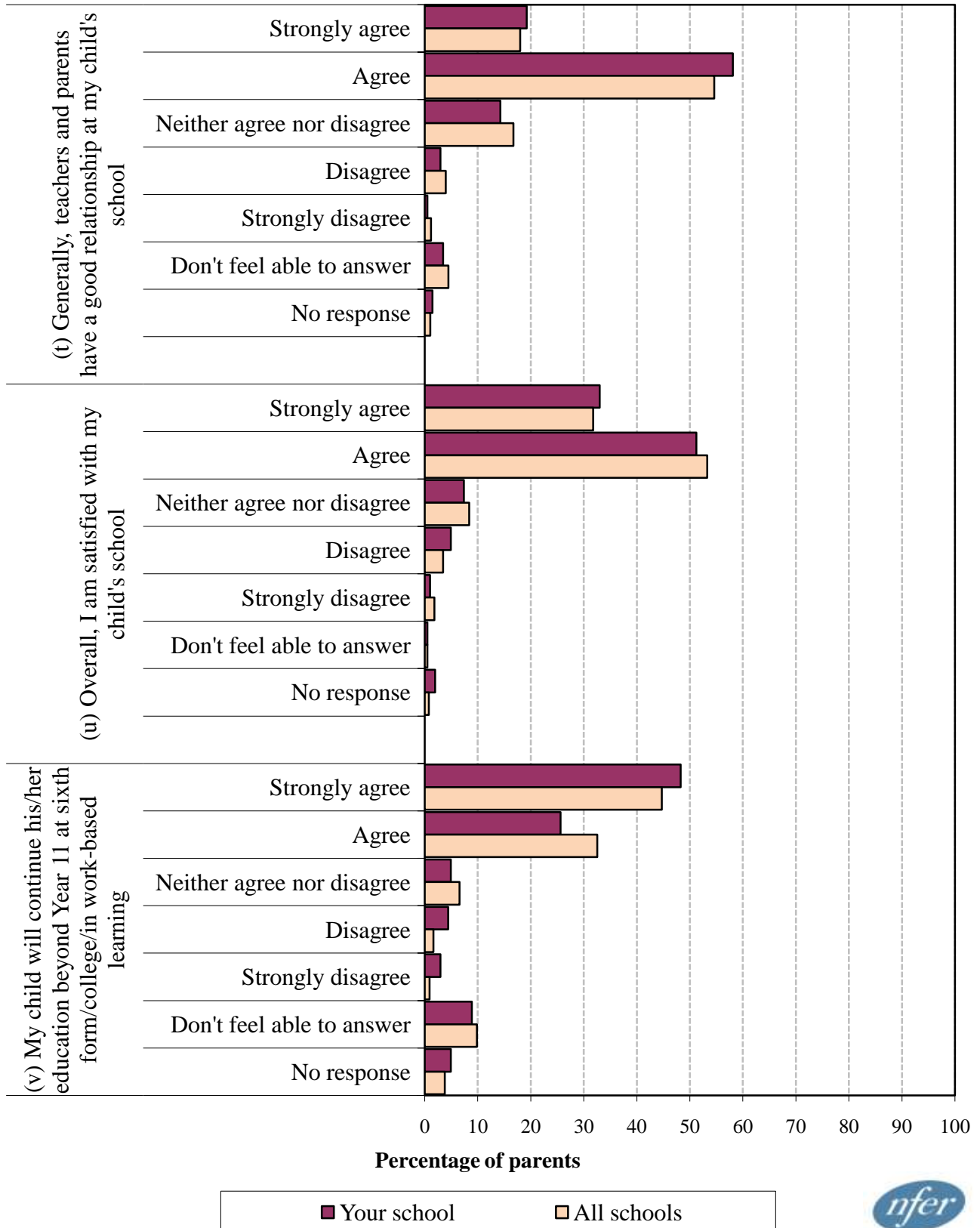


Pupil and Parent Perception Survey Service
Secondary/Middle Parent Survey - Summer 2010

Views of Parents at Langley School

No. of parents responding **203**

Q4. To what extent do you agree with the following statements (cont):

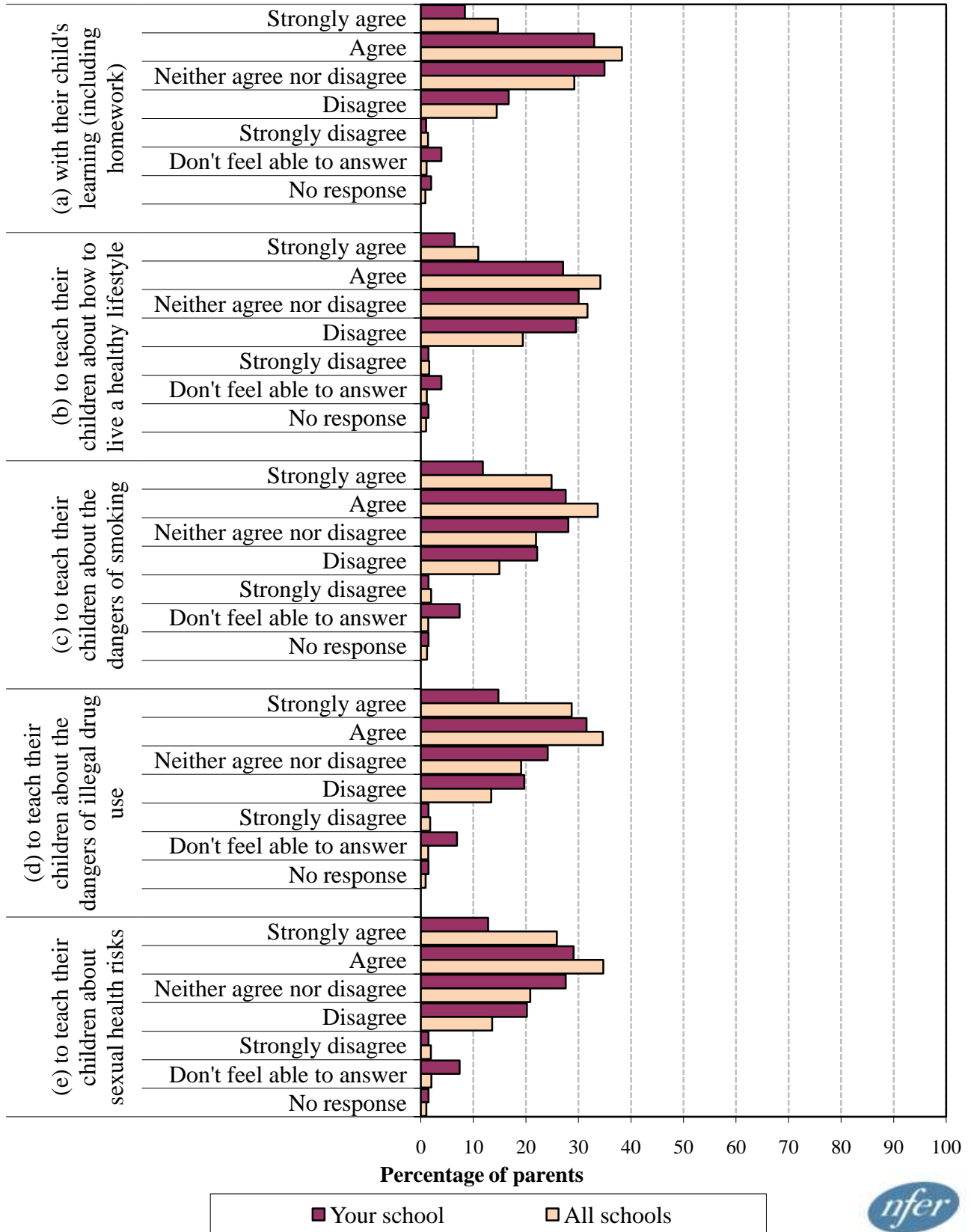


Pupil and Parent Perception Survey Service
Secondary/Middle Parent Survey - Summer 2010

Views of Parents at Langley School

No. of parents responding **203**

Q5. The school should do more to support parents:

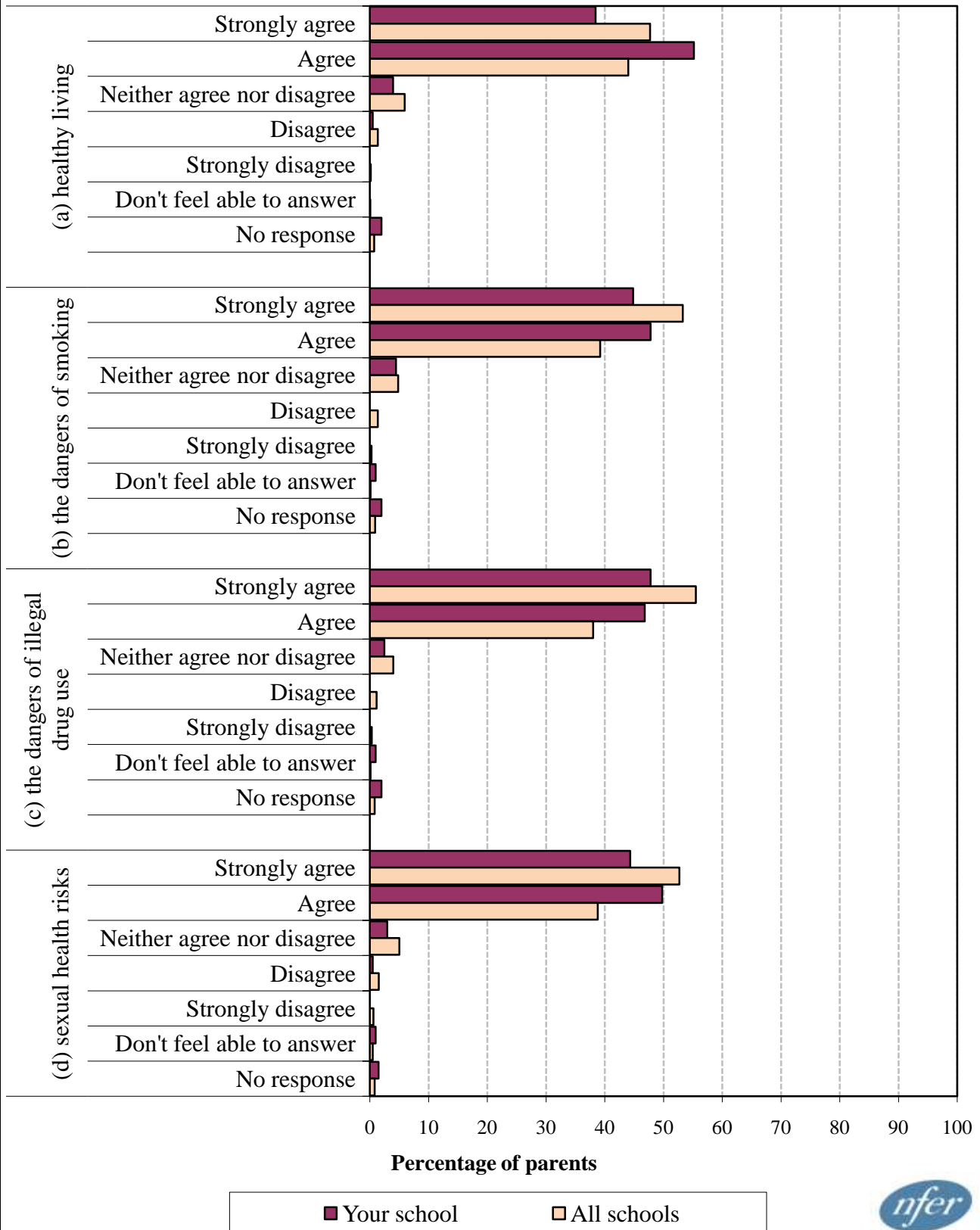


Pupil and Parent Perception Survey Service
Secondary/Middle Parent Survey - Summer 2010

Views of Parents at Langley School

No. of parents responding **203**

Q6. The school should teach pupils about:



Pupil and Parent Perception Survey Service
Secondary/Middle Parent Survey - Summer 2010

Views of Parents at Langley School
 No. of parents responding 203

Select SEF area to view related questions:

(Click on the yellow cell below and use the arrow button on the right to open drop down list)

All questions

** Percentages are presented throughout the report. Where the number of respondents is small, figures need to be treated with a degree of caution in order not to misinterpret the findings.*

** Due to rounding, percentages may not sum to 100.*

What year group is your child in?		Your school	All schools
	Year 5	0	2
	Year 6	2	2
	Year 7	10	22
	Year 8	9	20
	Year 9	21	19
	Year 10	20	15
	Year 11	18	13
	Year 12	12	4
	Year 13	6	2
	Invalid response	<1	1

Q1. I am satisfied with the school's:		Your school	All schools
(a) curriculum	Strongly agree	24	23
	Agree	66	63
	Neither agree nor disagree	7	9
	Disagree	2	2
	Strongly disagree	<1	<1
	Not applicable to this school	0	<1
	Don't feel able to answer	0	1
	No response	<1	2
(b) teachers	Strongly agree	18	20
	Agree	61	58
	Neither agree nor disagree	13	13
	Disagree	6	5
	Strongly disagree	1	1
	Not applicable to this school	0	<1
	Don't feel able to answer	0	1
	No response	<1	1
(c) pupil behaviour and discipline	Strongly agree	22	19
	Agree	57	51
	Neither agree nor disagree	14	15
	Disagree	5	8
	Strongly disagree	<1	3
	Not applicable to this school	0	<1
	Don't feel able to answer	0	1
	No response	1	1

Q1. I am satisfied with the school's:		Your school	All schools
(d) sports facilities	Strongly agree	29	20
	Agree	55	50
	Neither agree nor disagree	11	16
	Disagree	4	8
	Strongly disagree	0	2
	Not applicable to this school	0	<1
	Don't feel able to answer	<1	2
	No response	0	1
(e) science facilities	Strongly agree	24	24
	Agree	59	57
	Neither agree nor disagree	12	11
	Disagree	1	2
	Strongly disagree	<1	<1
	Not applicable to this school	0	<1
	Don't feel able to answer	3	4
	No response	<1	1
(f) ICT facilities	Strongly agree	28	25
	Agree	56	58
	Neither agree nor disagree	11	10
	Disagree	1	2
	Strongly disagree	<1	1
	Not applicable to this school	0	<1
	Don't feel able to answer	2	3
	No response	1	1
(g) canteen	Strongly agree	11	14
	Agree	40	44
	Neither agree nor disagree	27	22
	Disagree	14	10
	Strongly disagree	3	4
	Not applicable to this school	0	<1
	Don't feel able to answer	4	6
	No response	<1	1
(h) pastoral care (general care and well-being)	Strongly agree	30	24
	Agree	50	52
	Neither agree nor disagree	13	14
	Disagree	4	4
	Strongly disagree	1	1
	Not applicable to this school	0	<1
	Don't feel able to answer	1	2
	No response	0	1
(i) communication with parents	Strongly agree	29	23
	Agree	40	47
	Neither agree nor disagree	12	14
	Disagree	13	10
	Strongly disagree	6	3
	Not applicable to this school	0	<1
	Don't feel able to answer	0	1
	No response	0	1

Q1. I am satisfied with the school's:		Your school	All schools
(j) out of school clubs (breakfast, lunchtime and /or after school)	Strongly agree	28	16
	Agree	37	39
	Neither agree nor disagree	14	23
	Disagree	7	6
	Strongly disagree	2	1
	Not applicable to this school	6	2
	Don't feel able to answer	5	12
	No response	<1	1
(k) opportunities for adult learning	Strongly agree	2	6
	Agree	7	19
	Neither agree nor disagree	30	31
	Disagree	3	6
	Strongly disagree	1	2
	Not applicable to this school	28	7
	Don't feel able to answer	27	28
	No response	1	2

Q2. The school's approaches to the following are effective:		Your school	All schools
(a) Admissions	Strongly agree	23	25
	Agree	56	57
	Neither agree nor disagree	13	10
	Disagree	2	1
	Strongly disagree	0	<1
	Not aware of this policy	2	1
	Don't feel able to answer	3	4
	No response	1	2
(b) Anti-bullying	Strongly agree	21	20
	Agree	50	48
	Neither agree nor disagree	18	16
	Disagree	2	6
	Strongly disagree	<1	3
	Not aware of this policy	2	1
	Don't feel able to answer	5	5
	No response	<1	1
(c) Behaviour and discipline	Strongly agree	24	22
	Agree	59	51
	Neither agree nor disagree	10	12
	Disagree	5	9
	Strongly disagree	<1	2
	Not aware of this policy	1	1
	Don't feel able to answer	0	2
	No response	<1	1
(d) Equality (e.g. Disability, race)	Strongly agree	33	25
	Agree	47	50
	Neither agree nor disagree	10	13
	Disagree	2	2
	Strongly disagree	0	1
	Not aware of this policy	3	1
	Don't feel able to answer	5	7
	No response	0	1

Q2. The school's approaches to the following are effective:		Your school	All schools
(e) Home School Agreement	Strongly agree	16	19
	Agree	33	52
	Neither agree nor disagree	18	15
	Disagree	1	2
	Strongly disagree	<1	1
	Not aware of this policy	14	3
	Don't feel able to answer	17	6
	No response	0	2
(f) Homework	Strongly agree	20	21
	Agree	56	55
	Neither agree nor disagree	14	11
	Disagree	6	9
	Strongly disagree	2	2
	Not aware of this policy	<1	<1
	Don't feel able to answer	1	1
	No response	0	1
(g) School uniform	Strongly agree	21	28
	Agree	52	52
	Neither agree nor disagree	11	8
	Disagree	13	7
	Strongly disagree	2	3
	Not aware of this policy	0	<1
	Don't feel able to answer	<1	<1
	No response	<1	1
(h) Sex and relationships education	Strongly agree	13	15
	Agree	48	50
	Neither agree nor disagree	20	19
	Disagree	1	3
	Strongly disagree	0	1
	Not aware of this policy	4	2
	Don't feel able to answer	13	8
	No response	<1	1
(i) Special educational needs (SEN)	Strongly agree	23	15
	Agree	27	29
	Neither agree nor disagree	14	21
	Disagree	1	2
	Strongly disagree	1	1
	Not aware of this policy	5	5
	Don't feel able to answer	28	26
	No response	1	1

Q3. The school encourages my child to:		Your school	All schools
(a) work hard at school	Strongly agree	42	41
	Agree	45	48
	Neither agree nor disagree	8	6
	Disagree	4	3
	Strongly disagree	0	1
	Don't feel able to answer	0	<1
	No response	1	1

Q3. The school encourages my child to:		Your school	All schools
(b) exercise	Strongly agree	39	23
	Agree	49	52
	Neither agree nor disagree	7	15
	Disagree	2	7
	Strongly disagree	<1	1
	Don't feel able to answer	1	2
	No response	0	1
(c) eat healthily	Strongly agree	17	18
	Agree	32	45
	Neither agree nor disagree	31	25
	Disagree	9	7
	Strongly disagree	1	1
	Don't feel able to answer	9	3
	No response	1	1
(d) treat others with respect and dignity	Strongly agree	33	33
	Agree	58	52
	Neither agree nor disagree	5	10
	Disagree	2	2
	Strongly disagree	0	1
	Don't feel able to answer	2	1
	No response	0	1
(e) help people in the local area	Strongly agree	10	19
	Agree	23	39
	Neither agree nor disagree	38	26
	Disagree	7	5
	Strongly disagree	<1	1
	Don't feel able to answer	20	10
	No response	0	1
(f) behave well	Strongly agree	34	34
	Agree	56	53
	Neither agree nor disagree	8	8
	Disagree	1	3
	Strongly disagree	0	1
	Don't feel able to answer	<1	1
	No response	0	1

Q4. To what extent do you agree with the following statements:		Your school	All schools
(a) My child was well-supported by the school when he/she first joined	Strongly agree	44	39
	Agree	41	49
	Neither agree nor disagree	7	7
	Disagree	6	3
	Strongly disagree	<1	1
	Don't feel able to answer	0	<1
	No response	<1	1
(b) The school helps parents to support their child's learning	Strongly agree	17	18
	Agree	43	46
	Neither agree nor disagree	23	22
	Disagree	13	10
	Strongly disagree	1	1
	Don't feel able to answer	3	2
	No response	<1	1

Q4. To what extent do you agree with the following statements:		Your school	All schools
(c) I am well informed about my child's progress	Strongly agree	28	26
	Agree	41	48
	Neither agree nor disagree	15	13
	Disagree	12	11
	Strongly disagree	2	2
	Don't feel able to answer	<1	1
	No response	1	1
(d) The school supports my child to reach his/her full potential	Strongly agree	28	27
	Agree	45	47
	Neither agree nor disagree	15	15
	Disagree	10	7
	Strongly disagree	1	2
	Don't feel able to answer	1	1
	No response	1	1
(e) The school provides a good environment for learning	Strongly agree	37	29
	Agree	52	55
	Neither agree nor disagree	7	10
	Disagree	2	3
	Strongly disagree	<1	1
	Don't feel able to answer	0	1
	No response	<1	1
(f) My child is happy at school	Strongly agree	41	34
	Agree	45	48
	Neither agree nor disagree	7	10
	Disagree	5	5
	Strongly disagree	<1	2
	Don't feel able to answer	<1	1
	No response	<1	1
(g) My child is given too much homework	Strongly agree	5	6
	Agree	13	11
	Neither agree nor disagree	29	29
	Disagree	40	43
	Strongly disagree	9	9
	Don't feel able to answer	3	1
	No response	<1	1
(h) The school provides a healthy dinner menu	Strongly agree	8	11
	Agree	32	34
	Neither agree nor disagree	28	27
	Disagree	10	7
	Strongly disagree	2	2
	Don't feel able to answer	19	18
	No response	1	1
(i) The school provides a safe environment for my child	Strongly agree	39	25
	Agree	53	59
	Neither agree nor disagree	6	10
	Disagree	<1	3
	Strongly disagree	<1	1
	Don't feel able to answer	<1	1
	No response	<1	1

Q4. To what extent do you agree with the following statements:		Your school	All schools
(j) The school deals effectively with behaviour and discipline	Strongly agree	26	21
	Agree	51	49
	Neither agree nor disagree	12	15
	Disagree	7	8
	Strongly disagree	<1	2
	Don't feel able to answer	3	4
	No response	<1	1
(k) The school's senior leaders do a good job (Headteacher, deputy headteacher, heads of year etc)	Strongly agree	36	29
	Agree	41	48
	Neither agree nor disagree	13	14
	Disagree	4	3
	Strongly disagree	2	2
	Don't feel able to answer	1	3
	No response	1	1
(l) The school provides a range of out-of-school-hours activities (e.g. breakfast/after school/holiday clubs)	Strongly agree	35	16
	Agree	39	39
	Neither agree nor disagree	10	20
	Disagree	4	7
	Strongly disagree	<1	2
	Don't feel able to answer	10	15
	No response	1	1
(m) Out-of-school-hours clubs and activities provided by the school are suitable for my child's needs	Strongly agree	32	15
	Agree	35	35
	Neither agree nor disagree	14	23
	Disagree	5	7
	Strongly disagree	1	1
	Don't feel able to answer	11	16
	No response	1	1
(n) Parents' evenings are a waste of time	Strongly agree	<1	4
	Agree	5	6
	Neither agree nor disagree	3	13
	Disagree	46	43
	Strongly disagree	42	31
	Don't feel able to answer	2	2
	No response	1	1
(o) The school should provide better support for parents to assist their child's learning at home	Strongly agree	6	8
	Agree	23	29
	Neither agree nor disagree	36	32
	Disagree	24	22
	Strongly disagree	5	4
	Don't feel able to answer	4	3
	No response	2	2
(p) I am satisfied with the school's exam results	Strongly agree	9	24
	Agree	54	51
	Neither agree nor disagree	22	14
	Disagree	7	4
	Strongly disagree	1	1
	Don't feel able to answer	4	4
	No response	2	1

Q4. To what extent do you agree with the following statements:		Your school	All schools
(q) The school is teaching my child skills he/she will need for the future	Strongly agree	23	22
	Agree	57	56
	Neither agree nor disagree	14	14
	Disagree	2	4
	Strongly disagree	1	1
	Don't feel able to answer	1	2
	No response	1	1
(r) The school governors do a good job	Strongly agree	9	11
	Agree	29	30
	Neither agree nor disagree	28	30
	Disagree	2	2
	Strongly disagree	1	1
	Don't feel able to answer	29	25
	No response	1	1
(s) Generally, pupils and teachers have a good relationship at my child's school	Strongly agree	25	21
	Agree	62	59
	Neither agree nor disagree	9	12
	Disagree	<1	3
	Strongly disagree	0	1
	Don't feel able to answer	1	3
	No response	2	1
(t) Generally, teachers and parents have a good relationship at my child's school	Strongly agree	19	18
	Agree	58	55
	Neither agree nor disagree	14	17
	Disagree	3	4
	Strongly disagree	<1	1
	Don't feel able to answer	3	4
	No response	1	1
(u) Overall, I am satisfied with my child's school	Strongly agree	33	32
	Agree	51	53
	Neither agree nor disagree	7	8
	Disagree	5	3
	Strongly disagree	1	2
	Don't feel able to answer	<1	1
	No response	2	1
(v) My child will continue his/her education beyond Year 11 at sixth form/college/in work-based learning	Strongly agree	48	45
	Agree	26	33
	Neither agree nor disagree	5	7
	Disagree	4	2
	Strongly disagree	3	1
	Don't feel able to answer	9	10
	No response	5	4

Q5. The school should do more to support parents:		Your school	All schools
(a) with their child's learning (including homework)	Strongly agree	8	15
	Agree	33	38
	Neither agree nor disagree	35	29
	Disagree	17	14
	Strongly disagree	1	1
	Don't feel able to answer	4	1
	No response	2	1

Q5. The school should do more to support parents:		Your school	All schools
(b) to teach their children about how to live a healthy lifestyle	Strongly agree	6	11
	Agree	27	34
	Neither agree nor disagree	30	32
	Disagree	30	19
	Strongly disagree	1	2
	Don't feel able to answer	4	1
	No response	1	1
(c) to teach their children about the dangers of smoking	Strongly agree	12	25
	Agree	28	34
	Neither agree nor disagree	28	22
	Disagree	22	15
	Strongly disagree	1	2
	Don't feel able to answer	7	1
	No response	1	1
(d) to teach their children about the dangers of illegal drug use	Strongly agree	15	29
	Agree	32	35
	Neither agree nor disagree	24	19
	Disagree	20	13
	Strongly disagree	1	2
	Don't feel able to answer	7	1
	No response	1	1
(e) to teach their children about sexual health risks	Strongly agree	13	26
	Agree	29	35
	Neither agree nor disagree	28	21
	Disagree	20	14
	Strongly disagree	1	2
	Don't feel able to answer	7	2
	No response	1	1

Q6. The school should teach pupils about:		Your school	All schools
(a) healthy living	Strongly agree	38	48
	Agree	55	44
	Neither agree nor disagree	4	6
	Disagree	<1	1
	Strongly disagree	0	<1
	Don't feel able to answer	0	<1
	No response	2	1
(b) the dangers of smoking	Strongly agree	45	53
	Agree	48	39
	Neither agree nor disagree	4	5
	Disagree	0	1
	Strongly disagree	0	<1
	Don't feel able to answer	1	<1
	No response	2	1
(c) the dangers of illegal drug use	Strongly agree	48	56
	Agree	47	38
	Neither agree nor disagree	2	4
	Disagree	0	1
	Strongly disagree	0	<1
	Don't feel able to answer	1	<1
	No response	2	1

Q6. The school should teach pupils about:		Your school	All schools
(d) sexual health risks	Strongly agree	44	53
	Agree	50	39
	Neither agree nor disagree	3	5
	Disagree	<1	2
	Strongly disagree	0	1
	Don't feel able to answer	1	1
	No response	1	1